Gas spring HEAVY DUTY

Note:
Initial spring force at 150 bar = 4240 daN

Order No for spare parts kit: 2488.15.04200

Gas spring without valve
Order No (example): 2488.15.04200. .P

Pressure medium: Nitrogen N_2
Max. filling pressure: 150 bar
Min. filling pressure: 20 bar
Working temperature: 0°C to +80°C
Temperature related force increase: ± 0.3%/°C
Max. recommended extensions per minute:
approx. 15 to 100 (at 20°C)
Max. piston rod speed: 1.8 m/s

2488.15.04200.

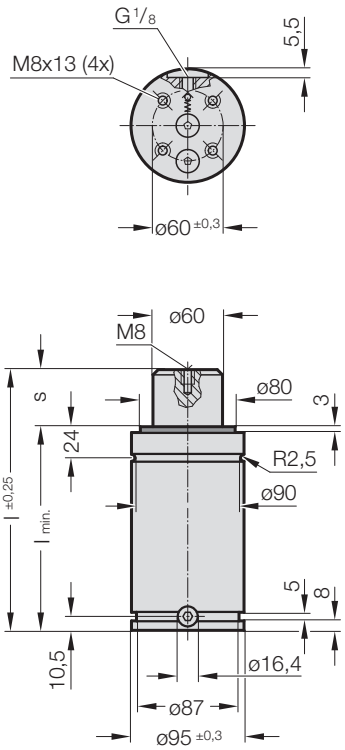

PED 2014/68/EU | VDI | ISO

S>max | V>max | P>max

2488.15.04200. Gas spring HEAVY DUTY

Order No	s (Stroke $_{max.}$)	l	$l_{min.}$	Gas volume [l]	Weight [kg]
2488.15.04200.025	25	170	145	0.295	5.76
2488.15.04200.038	38	196	158	0.378	6.12
2488.15.04200.050	50	220	170	0.455	6.45
2488.15.04200.063	63	246	183	0.539	6.8
2488.15.04200.075	75	270	195	0.616	7.13
2488.15.04200.080	80	280	200	0.648	7.27
2488.15.04200.100	100	320	220	0.777	7.76
2488.15.04200.125	125	370	245	0.938	8.45
2488.15.04200.150	150	420	270	1.098	9.13
2488.15.04200.160	160	440	280	1.156	9.4
2488.15.04200.175	175	470	295	1.253	9.82
2488.15.04200.200	200	520	320	1.413	10.5
2488.15.04200.250	250	620	370	1.734	11.87
2488.15.04200.300	300	720	420	2.016	13.24

Initial spring force
versus charge pressure

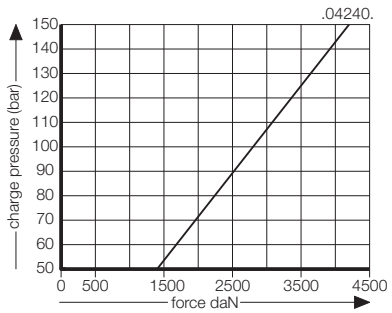

Spring force Diagram displacement versus stroke rise

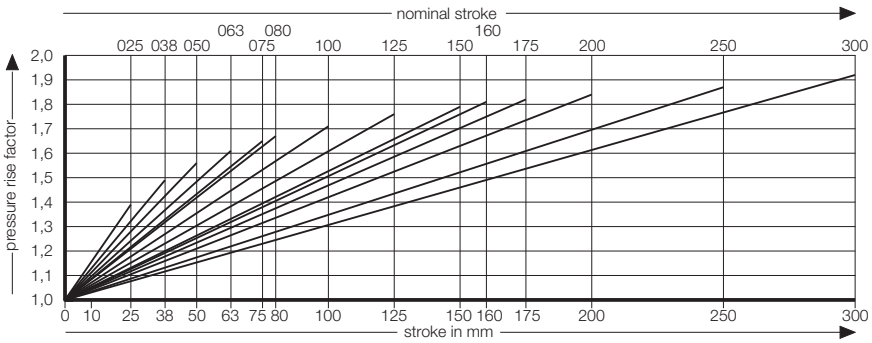

Pressure rise factor accounts for displacement but not external influences!